

1550nm Fiber Coupled DFB ITU Laser Source



Single mode, up to 1-70mW, <5MHz, Benchtop or Module

DATASHEET

[Return to the Webpage](#)



Features

- Turnkey Laser Source
- High Stability
- Advanced Feedback Control

Applications

- Medical Laser Treatment
- Biotechnology
- Others



Agiltron provides cost-effective fiber-coupled laser sources with a wide range emitting spectrum from 370nm to 2000nm and line width from 10kHz to broadband to select. Each benchtop laser source features a pigtailed laser and high-precision, low-noise auto-feedback drive electronics to ensure constant output power or a constant driving current, and an integrated temperature control unit maintains optimal operating conditions. Each unit features a front fiber output connector and a universal power supply compatible with 100 to 240 VAC. We offer two packages: benchtop for ease of use and compact module for system integration. The user interface benchtop includes an intuitive LCD display for independent control of output power and temperature via two front rotating knobs. The module has two front output power and temperature settings. All units have a built-in isolator option to prevent reflection-induced laser emissions instability. We produce fiber-coupled isolators from 370nm to 2000nm. An isolator is essential to obtain stable laser output.

Specifications

Parameter	Min	Typical	Max	Unit
Operating Case Temperature	-20		65	°C
Storage Temperature	-40		70	°C
Laser Forward Current	-		250	mA
Laser Reverse Bias	-		2	V
Threshold Current	-	5	15	mA
Photodiode Reverse Bias	-		10	V
Monitor Dark Current	-	-	100	nA
Thermistor Resistance	9.5	-	10.5	KΩ
Thermistor B Constant		3900		K
TEC Current	-2		+2	A
TEC Voltage	-2.5		+2.5	V
Thermistor Temperature	-20		65	°C
ESD	-500		+500	V
Lead Solder Temperature	-		260	°C
Lead Soldering Time	-		10	S
Environmental Operating Humidity	-		95	%
Environmental Storage Humidity	-		95	%
Fiber Bend Radius	-		20	mm
Fiber Yield Strength	-		1	kgf
Optical & Electrical Characteristics				
Center Wavelength	1520	1550	1575	nm
Spectral Width (-20dB)	-		5	MHz
Optical Output Power	1		70	mW
Optical Isolation	30	35	-	dB
Side-mode Suppression Ratio	40	50	-	dB
Polarization Extinction Ratio (PER)	14	16	20	dB
Relative Intensity Noise			-145	dB/Hz
Wavelength Drift		-	±0.1	nm
Wavelength Temperature Coefficient			0.09	nm/°C
Wavelength Current Coefficient			0.01	nm/mA

Note: The specifications provided are for general applications with a cost-effective approach. If you need to narrow or expand the tolerance, coverage, limit, or qualifications, please [click this link](#):

Rev 01/16/25

1550nm Fiber Coupled DFB ITU Laser Source



Single mode, up to 1-70mW, <5MHz, Benchtop or Module

DATASHEET

Benchtop Laser Source Operation Manual



- Plug in power cable
- Turn on Power Switch
- Setting the Output Power by rotating the knob
- Setting the laser diode Temperature by rotating the knob
- Connect a fiber path cable with matching connector (FC/APC is the default)
- Push the Emission switch to turn on the laser
- Measure the output power to verify

Module Laser Source Operation Manual



- Plug in power cable
- Turn on Power Switch
- Setting the Output Power by rotating the screw
- Setting the laser diode Temperature by rotating the screw
- Connect a fiber path cable with matching connector (FC/APC is the default)
- Push the Emission switch to turn on the laser
- Measure the output power to verify

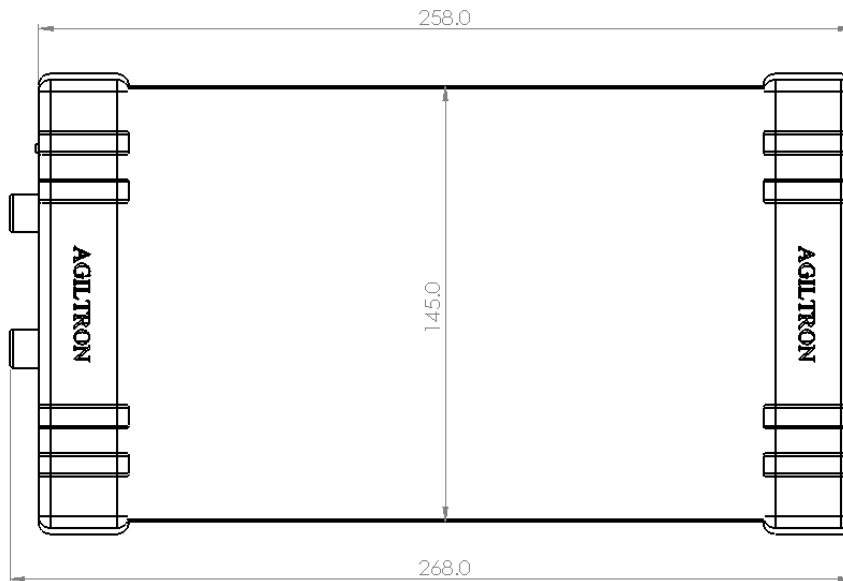
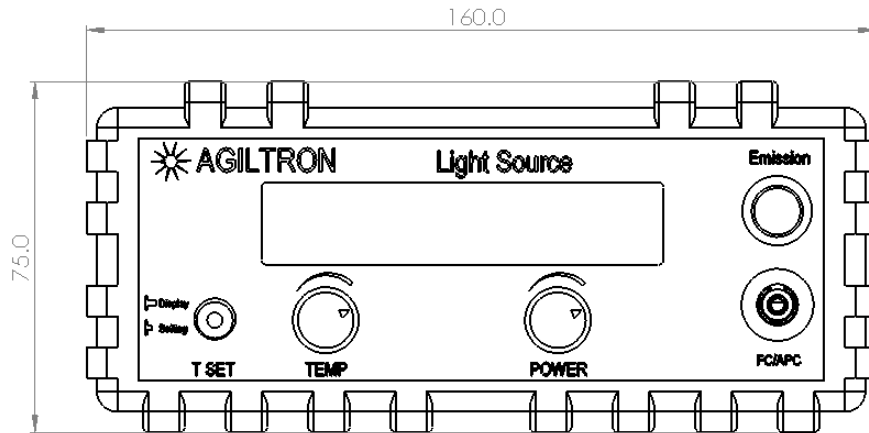
1550nm Fiber Coupled DFB ITU Laser Source



Single mode, up to 1-70mW, <5MHz, Benchtop or Module

DATASHEET

Mechanical Dimension (mm)



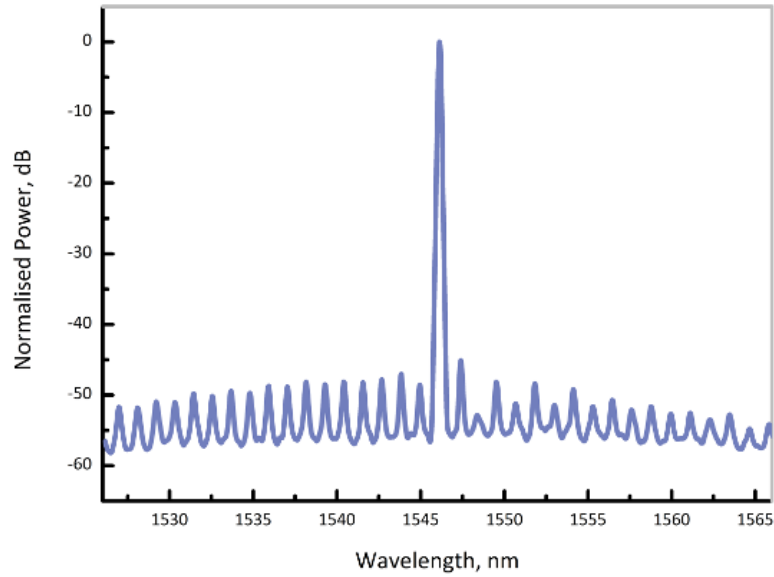
1550nm Fiber Coupled DFB ITU Laser Source



Single mode, up to 1-70mW, <5MHz, Benchtop or Module

DATASHEET

Typical Spectrum



Ordering Information

Prefix	Wavelength	Power	Linewidth	Package	Isolator	Control Mode	TEC Cooling	Fiber Type	Connector
FCLS-	Select From Table Channel Name	1mW = 01 5mW = 05 10mW = 10 20mW = 20 30mW = 30 40mW = 40 50mW = 50 60mW = 60 70mW = 70 80mW = 80	5MHz = 1	Benchtop = 1 Module = 2	None = 1 Yes = 2	Constant Current = 2 Constant Power = 1	No = 1 Yes = 2	SM28 = 1 PM1550 = 5 Special = 0	FC/APC = 3 FC/PC = 2 Non = 1 SC/APC = 4 SC/PC = 5 LC/PC = 7 LC/UPC = U Special = 0

1550nm Fiber Coupled DFB ITU Laser Source



Single mode, up to 1-70mW, <5MHz, Benchtop or Module

DATASHEET

Wavelength Selection

C63	1527.02	1527.22	1527.42	nm	C43	1542.74	1542.94	1543.14	nm
H62	1527.40	1527.60	1527.80	nm	H42	1543.13	1543.33	1543.53	nm
C62	1527.79	1527.99	1528.19	nm	C42	1543.53	1543.73	1543.93	nm
H61	1528.18	1528.38	1528.58	nm	H41	1543.93	1544.13	1544.33	nm
C61	1528.57	1528.77	1528.97	nm	C41	1544.33	1544.53	1544.73	nm
H60	1528.96	1529.16	1529.36	nm	H40	1544.72	1544.92	1545.12	nm
C60	1529.35	1529.55	1529.75	nm	C40	1545.12	1545.32	1545.52	nm
H59	1529.74	1529.94	1530.14	nm	H39	1545.52	1545.72	1545.92	nm
C59	1530.13	1530.33	1530.53	nm	C39	1545.92	1546.12	1546.32	nm
H58	1530.52	1530.72	1530.92	nm	H38	1546.32	1546.52	1546.72	nm
C58	1530.92	1531.12	1531.32	nm	C38	1546.72	1546.92	1547.12	nm
H57	1531.31	1531.51	1531.71	nm	H37	1547.12	1547.32	1547.52	nm
C57	1531.70	1531.90	1532.10	nm	C37	1547.52	1547.72	1547.92	nm
H56	1532.09	1532.29	1532.49	nm	H36	1547.91	1548.11	1548.31	nm
C56	1532.48	1532.68	1532.88	nm	C36	1548.31	1548.51	1548.71	nm
H55	1532.87	1533.07	1533.27	nm	H35	1548.71	1548.91	1549.11	nm
C55	1533.27	1533.47	1533.67	nm	C35	1549.12	1549.32	1549.52	nm
H54	1533.66	1533.86	1534.06	nm	H34	1549.52	1549.72	1549.92	nm
C54	1534.05	1534.25	1534.45	nm	C34	1549.92	1550.12	1550.32	nm
H53	1534.44	1534.64	1534.84	nm	H33	1550.32	1550.52	1550.72	nm
C53	1534.84	1535.04	1535.24	nm	C33	1550.72	1550.92	1551.12	nm
H52	1535.23	1535.43	1535.63	nm	H32	1551.12	1551.32	1551.52	nm
C52	1535.62	1535.82	1536.02	nm	C32	1551.52	1551.72	1551.92	nm
H51	1536.02	1536.22	1536.42	nm	H31	1551.92	1552.12	1552.32	nm
C51	1536.41	1536.61	1536.81	nm	C31	1552.32	1552.52	1552.72	nm
H50	1536.80	1537.00	1537.20	nm	H30	1552.73	1552.93	1553.13	nm
C50	1537.20	1537.40	1537.60	nm	C30	1553.13	1553.33	1553.53	nm
H49	1537.59	1537.79	1537.99	nm	H29	1553.53	1553.73	1553.93	nm
C49	1537.99	1538.19	1538.39	nm	C29	1553.93	1554.13	1554.33	nm
H48	1538.38	1538.58	1538.78	nm	H28	1554.34	1554.54	1554.74	nm
C48	1538.78	1538.98	1539.18	nm	C28	1554.74	1554.94	1555.14	nm
H47	1539.17	1539.37	1539.57	nm	H27	1555.14	1555.34	1555.54	nm
C47	1539.57	1539.77	1539.97	nm	C27	1555.55	1555.75	1555.95	nm
H46	1539.96	1540.16	1540.36	nm	H26	1555.95	1556.15	1556.35	nm
C46	1540.36	1540.56	1540.76	nm	C26	1556.35	1556.55	1556.75	nm
H45	1540.75	1540.95	1541.15	nm	H25	1556.76	1556.96	1557.16	nm
C45	1541.15	1541.35	1541.55	nm	C25	1557.16	1557.36	1557.56	nm
H44	1541.55	1541.75	1541.95	nm	H24	1557.57	1557.77	1557.97	nm
C44	1541.94	1542.14	1542.34	nm	C24	1557.97	1558.17	1558.37	nm
H43	1542.34	1542.54	1542.74	nm	H23	1558.38	1558.58	1558.78	nm

1550nm Fiber Coupled DFB ITU Laser Source



Single mode, up to 1-70mW, <5MHz, Benchtop or Module

DATASHEET

Wavelength Selection

C23	1558.78	1558.98	1559.18	nm
H22	1559.19	1559.39	1559.59	nm
C22	1559.59	1559.79	1559.99	nm
H21	1560.00	1560.20	1560.40	nm
C21	1560.41	1560.61	1560.81	nm
H20	1560.81	1561.01	1561.21	nm
C20	1561.22	1561.42	1561.62	nm
H19	1561.63	1561.83	1562.03	nm
C19	1562.03	1562.23	1562.43	nm
H18	1562.44	1562.64	1562.84	nm
C18	1562.85	1563.05	1563.25	nm
H17	1563.25	1563.45	1563.65	nm
C17	1563.66	1563.86	1564.06	nm
H16	1564.07	1564.27	1564.47	nm
C16	1564.48	1564.68	1564.88	nm
H15	1564.89	1565.09	1565.29	nm
C15	1565.30	1565.50	1565.70	nm
H14	1565.70	1565.90	1566.10	nm
C14	1566.11	1566.31	1566.51	nm
H13	1566.52	1566.72	1566.92	nm
C13	1566.93	1567.13	1567.33	nm
H12	1567.34	1567.54	1567.74	nm
C12	1567.75	1567.95	1568.15	nm
H11	1568.16	1568.36	1568.56	nm
C11	1568.57	1568.77	1568.97	nm
H10	1568.98	1569.18	1569.38	nm
C10	1569.39	1569.59	1569.79	nm
H09	1569.81	1570.01	1570.21	nm
C09	1570.22	1570.42	1570.62	nm
H08	1570.63	1570.83	1571.03	nm
C08	1571.04	1571.24	1571.44	nm
H07	1571.45	1571.65	1571.85	nm
C07	1571.86	1572.06	1572.26	nm
H06	1572.28	1572.48	1572.68	nm
C06	1572.69	1572.89	1573.09	nm
H05	1573.10	1573.30	1573.50	nm
C05	1573.51	1573.71	1573.91	nm
H04	1573.93	1574.13	1574.33	nm
C04	1574.34	1574.54	1574.74	nm
H03	1574.75	1574.95	1575.15	nm

C03	1575.17	1575.37	1575.57	nm
H02	1575.58	1575.78	1575.98	nm
C02	1576.00	1576.20	1576.40	nm
H01	1576.41	1576.61	1576.81	nm
C01	1576.83	1577.03	1577.23	nm
Q00	1577.24	1577.44	1577.64	nm
L00	1577.66	1577.86	1578.06	nm
Q99	1578.07	1578.27	1578.47	nm
L99	1578.49	1578.69	1578.89	nm
Q98	1578.90	1579.10	1579.30	nm
L98	1579.32	1579.52	1579.72	nm
Q97	1579.73	1579.93	1580.13	nm
L97	1580.15	1580.35	1580.55	nm
Q96	1580.57	1580.77	1580.97	nm
L96	1580.98	1581.18	1581.38	nm
Q95	1581.40	1581.60	1581.80	nm
L95	1581.82	1582.02	1582.22	nm
Q94	1582.24	1582.44	1582.64	nm
L94	1582.65	1582.85	1583.05	nm
Q93	1583.07	1583.27	1583.47	nm
L93	1583.49	1583.69	1583.89	nm
Q92	1583.91	1584.11	1584.31	nm
L92	1584.33	1584.53	1584.73	nm
Q91	1584.75	1584.95	1585.15	nm
L91	1585.16	1585.36	1585.56	nm
Q90	1585.58	1585.78	1585.98	nm
L90	1586.00	1586.20	1586.40	nm
Q89	1586.42	1586.62	1586.82	nm
L89	1586.84	1587.04	1587.24	nm
Q88	1587.26	1587.46	1587.66	nm
L88	1587.68	1587.88	1588.08	nm
Q87	1588.10	1588.30	1588.50	nm
L87	1588.53	1588.73	1588.93	nm
Q86	1588.95	1589.15	1589.35	nm
L86	1589.37	1589.57	1589.77	nm
Q85	1589.79	1589.99	1590.19	nm
L85	1590.21	1590.41	1590.61	nm
Q84	1590.63	1590.83	1591.03	nm
L84	1591.06	1591.26	1591.46	nm
Q83	1591.48	1591.68	1591.88	nm

1550nm Fiber Coupled DFB ITU Laser Source



Single mode, up to 1-70mW, <5MHz, Benchtop or Module

DATASHEET

Wavelength Selection

L83	1591.90	1592.10	1592.30	nm
Q82	1592.32	1592.52	1592.72	nm
L82	1592.75	1592.95	1593.15	nm
Q81	1593.17	1593.37	1593.57	nm
L81	1593.59	1593.79	1593.99	nm
Q80	1594.02	1594.22	1594.42	nm
L80	1594.44	1594.64	1594.84	nm
Q79	1594.86	1595.06	1595.26	nm
L79	1595.29	1595.49	1595.69	nm
Q78	1595.71	1595.91	1596.11	nm
L78	1596.14	1596.34	1596.54	nm
Q77	1596.56	1596.76	1596.96	nm
L77	1596.99	1597.19	1597.39	nm
Q76	1597.42	1597.62	1597.82	nm
L76	1597.84	1598.04	1598.24	nm
Q75	1598.27	1598.47	1598.67	nm
L75	1598.69	1598.89	1599.09	nm
Q74	1599.12	1599.32	1599.52	nm
L74	1599.55	1599.75	1599.95	nm
Q73	1599.97	1600.17	1600.37	nm
L73	1600.40	1600.60	1600.80	nm
Q72	1600.83	1601.03	1601.23	nm
L72	1601.26	1601.46	1601.66	nm
Q71	1601.68	1601.88	1602.08	nm
L71	1602.11	1602.31	1602.51	nm
Q70	1602.54	1602.74	1602.94	nm
L70	1602.97	1603.17	1603.37	nm
Q69	1603.40	1603.60	1603.80	nm
L69	1603.83	1604.03	1604.23	nm
Q68	1604.26	1604.46	1604.66	nm
L68	1604.68	1604.88	1605.08	nm
Q67	1605.11	1605.31	1605.51	nm
L67	1605.54	1605.74	1605.94	nm
Q66	1605.97	1606.17	1606.37	nm
L66	1606.40	1606.60	1606.80	nm
Q65	1606.84	1607.04	1607.24	nm
L65	1607.27	1607.47	1607.67	nm
Q64	1607.70	1607.90	1608.10	nm
L64	1608.13	1608.33	1608.53	nm
Q63	1608.56	1608.76	1608.96	nm
L63	1608.99	1609.19	1609.39	nm
Q62	1609.42	1609.62	1609.82	nm
L62	1609.86	1610.06	1610.26	nm
Q61	1610.29	1610.49	1610.69	nm
L61	1610.72	1610.92	1611.12	nm